

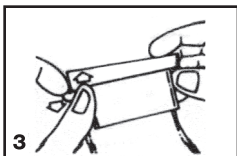
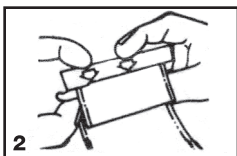
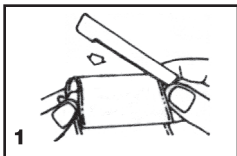
# SUR-FIT®/ACTIVE LIFE®

## TAIL CLOSURE /PINZA/ATTACHE

Instructions for use

Instrucciones de uso

Mode d'emploi



### ENGLISH - Instructions for use

**NOTE:** If the belt collar is to be used, the tail closure should be attached after the pouch has been passed through the collar opening.

1. Tail closure may be attached *before* pouch application. Fold pouch tail over "knife" edge of closure *only once* as shown. Hold in place.
2. Press firmly on raised bar of closure (especially at center) until it "snaps" securely closed.
3. To remove closure, separate "knife" edge from bar as shown.

### ESPAÑOL - Instrucciones de uso

**NOTA:** Si se utiliza el aro para cinturón, éste deberá insertarse antes de colocar la pinza.

1. Si se considera conveniente, la pinza puede colocarse antes de conectar la bolsa. Coloque el extremo inferior de la bolsa sobre la barra angosta de la pinza, en la forma ilustrada.
2. Oprima firmemente la barra superior hasta escuchar como embona y cierra con seguridad, en la forma ilustrada.
3. Con ambas manos, separe el reborde de la barra, en la forma ilustrada.

# FRANÇAIS - Mode d'emploi

**REMARQUE:** Si on utilise un support de ceinture, il faut placer l'attache seulement après avoir passé le sac dans l'ouverture du support.

1. On peut installer une attache *avant* l'application du sac, Plier l'extrémité allongée du sac par dessus le bras mince de l'attache une seule fois, selon l'illustration. Maintenir en place.
2. Presser fermement la branche élevée de l'attache (surtout au centre), jusqu'à ce qu'elle soit fermement attachée.
3. Pour retirer l'attache, séparer les deux branches tel qu'illustré.

## HOW SUPPLIED PRESENTACIÓN • PRÉSENTATION



### TAIL CLOSURE • Box of 10 closures

### PINZAS • Caja de 10 pinzas

### ATTACHE • Boîte de 10 attaches

® = Marque déposée

ConvaTec Inc.  
Greensboro, NC 27409  
USA  
1-800-422-8811

ConvaTec Limited, Deeside, CH5 2NU, UK

Imported by:  
DKSH Taiwan Ltd.  
10th Floor, No. 22, Lane 407,  
Tiding Blvd., Sec. 2,  
Neihu Technology Park, Taipei City 114,  
Taiwan, R.O.C.

Sponsored in Australia by:  
ConvaTec (Australia) Pty Ltd.  
Unipark Monash, Building 2, Ground Floor  
195 Wellington Road  
Clayton, Victoria 3168  
(P.O. Box 63, Mulgrave, Victoria, Australia 3170)

**Canada**  
**Legal Manufacturer / Fabricant légal**  
ConvaTec Inc.  
7815 National Service Road, Suite 600  
Greensboro, NC 27409 USA  
1-800-422-8811

輸入販売元

**コンバテック ジャパン株式会社**

〒106-0032 東京都港区六本木1丁目8番7号

お客様相談窓口

☎ 0120-532384

Australia	1 800 335 276
Chile	800-210-113
Egypt	(2012) 3645495 / (2012) 5557478
Hong Kong / 香港	852-25169182
Israel	+ 972 3 9256712
Malaysia	1-800-880-601
New Zealand	0800-441-763
Singapore	65-62459838
South Africa	+27 (0)861 888 842
Thailand	66-2-2240060
中國 / 中国	400 668 5560
台灣 / 台湾	0800212240
한국	82-2-34536333
日本	☎ 0120-532384

ARTWORK SPECIFICATION	
Artcode	1001186G2
Artwork Description	INSERT CLIP TAIL ACTIVE-LIFE US
ICC*	175635
SAP*	1000601
KOM/REF*	N/A
IS Code*	N/A
Component Type	Insert
LR#	LR-004882
Existing Art Code being Revised	1001186G1
REQUIREMENT	SPECIFICATION
Bucket	US
Local Code(s)	N/A
Size Code / Dieline	10064
Dimensions	flat: 57.2mm x 228.6mm (2 1/4" x 9") folded:57.2mm x 19.1 mm (2 1/4" x 3/4")
Color(s) / Colour(s)	Black
Specification Reference(s)	MT56-003
Bar Code: UPC (A) or GTIN**	N/A
Bar Code: PZN – Code 39**	N/A
Bar Code: JAN-13**	N/A
* NOTE: Bar Code: See artwork for positioning, magnification and truncation. Scanability verified to ANSI grade "C" or better.	
HISTORY	
06-OCT-2008 / 1001186C1: Revise Entity Information. Update UK/US Addresses. Remove Local Market Addresses. Insert color changed to black. Artcode on insert changed to 1001186C1, Registration symbol removed from ConvaTec logo. 21-JUN-2011 / 1001186C2: Removed outdated "people" graphic. Added NAI Global Contact List. Artcode updated to next revision level. 23-JUL-2013 / 1001186C2: No change to artwork or artcode. No additional proof required. Size code 10064 added to spec. 11-MAY-2015 / 1001186G1: Address change From: Skillman, NJ 08558 To: Greensboro, NC 27409, SAP art code version changed to the G1, Revision date updated (Issue date changed to Revision date if applicable), Artwork Specification updated. 23-JUN-2017 / 1001186G1: Required to change the source of manufacturing of the art components produced on the O.E. Transfer Project, that will transfer from Greensboro, NC to the Haina Dominican Republic facility. No update to art components required. No Change to Art codes required. 31-OCT-2017 / 1001186G1: Updates required to the Readability and Printability for the art Component. No additional change to the existing art component. No change to the existing art code. 09-NOV-2017 / 1001186G1: No change to art component. Art clean-up for read ability and print ability for print vendor. 17-July-2023 / 1001186G2: Legal manufacturer Canada address added. Canadian phone number removed.	