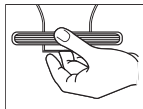


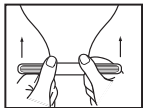
en

PLEASE FOLLOW THE INSTRUCTIONS CAREFULLY TO AVOID LEAKAGE.

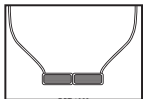



1. Remove release paper from the adhesive strip on the tie. Place the tie about ¼" (1 cm) from the end of the pouch, on the top side. **PRESS IN PLACE.**

This can be done before applying the pouch to the body.



2. Tightly fold the pouch tail upwards **4 TIMES** as shown.



3. Tightly fold the tie ends inwards and onto the underside of the pouch. Ensure that the pouch is smooth, flat and not crimped.

Intended Use: Closing drainable ostomy systems

Indications for Use : For use with a colostomy or ileostomy; and with compatible ConvaTec drainable ostomy systems.

This device is for single-use only and should not be re-used. Re-use may lead to increased risk of infection and cross contamination. Physical properties of the device may no longer be optimal for intended use.

If during the use of this device or as a result of its use a serious incident has occurred, please report it to the manufacturer and to your national authority.

After use, this product may be a potential biohazard. Handle and dispose of in accordance with accepted medical practice and applicable local laws and regulations.


ConvaTec Inc.
Greensboro, NC 27409
1-800-422-8811

EC REP



UNOMEDICAL A/S
Aaholmvej 1-3, Osted
4320 LEJRE DENMARK

United Kingdom
0800 282 254 - Ostomy Care

 ConvaTec Limited
First Avenue, Deeside Industrial Park
Deeside, Flintshire, CH5 2NU, UK

www.convatec.com

© 2022 ConvaTec Inc.

®/™ indicates a trademark of ConvaTec Inc.



Medical Device



Importer



Consult instructions
for use



Do not re-use

Revised 2022-03
1025874V1