

# Urodress<sup>®</sup> CONVEX

One-Piece Urostomy Pouch with Convex Skin Barrier

## Instructions for use



## Instructions for use

# Urodress<sup>®</sup> CONVEX

One-Piece Urostomy Pouch with Convex Skin Barrier

### Product Description

Urodress Convex is a one piece urostomy pouch specifically designed for people with retracted and difficult to manage urinary stomas who need the protection of a Durahesive skin barrier and prefer a one-piece appliance. Urodress Convex offers the following benefits:

1. Durahesive skin barrier giving maximum skin care with micropore surround.
2. Convex skin barrier for a close, secure fit, for difficult to manage stomas.
3. The choice of pre-cut sizes (16mm - 38mm) for ease of application.
4. A soft, quiet, odour-proof film.
5. A simple fold-up tap for easy and secure closure.
6. The facility to fit a belt if required.

**Intended Use:** Management of stomal output.

**Indications for Use:** For use with a urostomy.

**CAUTION:** Care should be exercised when using adhesive products around a flush urostomy, especially when associated with megaureters and the absence of a urinary reservoir. Rarely, clinical reports have been documented of the presence of adhesive in the renal collecting system of these patients. Should a mass be detected in the urinary tract, evaluate the continued use of the adhesive product and initiate appropriate clinical management.

**CAUTION:** Use caution when there is a known circulatory compromise to the stoma or area adjacent to peristomal skin.

### Cleaning The Stoma

1. Clean the skin around the stoma with mild soap and warm water.
2. Rinse the area well and pat dry.
3. When using Stomahesive or Durahesive products, it is best to avoid using barrier creams and solutions as they impair good adhesion.

### Preparing the New Pouch for Application

Selecting the size of Urodress Convex required  
Measure the maximum diameter of the stoma and select a hole size which is the same size or a little larger than the base of the stoma.

#### DO NOT ENLARGE THE PRE-CUT OPENING

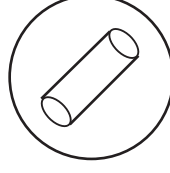
#### Before applying the Pouch

1. Check that there will be no areas of exposed skin between the edge of the hole and the base of the stoma. If this is likely to occur, or the skin around the stoma is uneven, depressed or creased, a filler such as Stomahesive paste may be used to protect the skin.
2. **ENSURE THE TAP IS CLOSED BEFORE APPLYING THE POUCH**  
The pouch is supplied with the tap open.  
To close the tap bend the outlet spout (A) up to meet the plug (B).
3. Press the plug firmly into the spout for easy and secure closure.



**NOTE:** The outlet spout is designed for the attachment of a night drainage bag if required.  
The Night Drainage System

(Code No. S320) is available for this purpose.



If another night drainage system is used, the enclosed adaptor allows attachment of the drainage bag to the outlet spout.

### Applying the Pouch


1. Remove the release paper from the Durahesive skin barrier (A).
2. Remove the release paper from the fabric support adhesive (B) by bending the slip edges (C) sharply backwards. Do not remove the release paper from the side edges (C) until later.
3. Hold the pouch by the edges of the skin barrier and position over the stoma, making sure that no areas of skin are left exposed.
4. Press the Durahesive Convex barrier against the skin, paying particular attention to the area closest to the stoma. Maintain gentle pressure on the skin barrier to ensure good adhesion.
5. Press the fabric support adhesive to the skin, working outwards from the disc, making sure it's smooth and wrinkle free.
6. Remove the remaining release paper from the side edges (C) and smooth into place.

Urodress Convex may be worn for as long as it is comfortable and there are no signs of irritation.

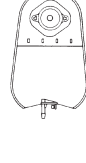
Urodress Convex pouches need not be removed while bathing.

Urodress Convex may be worn for as long as it is comfortable and there are no signs of irritation.

Urodress Convex pouches need not be removed while bathing.



# Urodress<sup>®</sup> CONVEX



One-Piece Urostomy Pouch with Convex Skin Barrier

Ordering Information  
Urodress Convex One Piece Urostomy Pouches

			Product Code
16mm Pre-cut hole	Clear	5 in Pack	S910
19mm Pre-cut hole	Clear	5 in Pack	S911
22mm Pre-cut hole	Clear	5 in Pack	S912
25mm Pre-cut hole	Clear	5 in Pack	S913
28mm Pre-cut hole	Clear	5 in Pack	S914
32mm Pre-cut hole	Clear	5 in Pack	S915
35mm Pre-cut hole	Clear	5 in Pack	S916
38mm Pre-cut hole	Clear	5 in Pack	S917

Accessory Products			
Orabase Paste		30g	S103
Orabase Paste		100g	S104
Stomahesive Paste		60g	S105
Orahesive Powder		25g	S106
Night Drainage Bag and 1 handle		5 in Pack	S320

All orders should be addressed to: Sales Service Department,  
ConvaTec Limited, Unit 20, 1st Avenue, Deeside Industrial Park, Deeside Clwyd. CH5 2NU  
Direct telephone line 01244 584136 For confidential product advice call: ConvaTec HELPLINE Freephone 0800 282254

## Removing the Used Pouch

1. Drain the pouch before removal, directing the tap to avoid wetting the fingers.
2. Starting at the top, gently pull the adhesive barrier away from the skin with one hand while applying light pressure to the surrounding area with the other hand as the barrier is peeled downwards.
3. Small amounts of adhesive residue which may remain on the skin when changing the pouch need not be completely removed.

## Disposal of the Used Pouches

- 1 Pouches should be emptied before disposal. They must **not** be flushed down the toilet as doing so may cause blockage of the sewage system.
- 2 Used pouches may be disposed of through the refuse collection service. They should be emptied, rinsed out, and wrapped in newspaper or in a plastic bag and sealed securely before being placed in the dustbin.
- 3 Some local authorities have a soiled dressings collection service. Details of this service can be obtained from the local council offices or your General Practitioner.
- 4 Used equipment must not be burned on a domestic fire or in an electric incinerator.

This device is for single-use only and should not be re-used. Re-use may lead to increased risk of infection or cross contamination. Physical properties of the device may no longer be optimal for intended use.

If during the use of this device or as a result of its use a serious incident has occurred, please report it to the manufacturer and to your national authority.

After use, this product may be a potential biohazard. Handle and dispose of in accordance with accepted medical practice and applicable local laws and regulations.

# ConvaTec

*Leaders in stoma care*

We pride ourselves on the quality of our products and the stringent testing they undergo before leaving our factory.

However, should you experience difficulty with any of our products, please let us know.


**Store at room temperature, keep away from direct sunlight.**

**For single use.**

-  Do not re-use
-  Medical Device
-  Consult instructions for use
-  Importer
-  Caution
-  Contains biological material of animal origin

ConvaTec Inc.  
Greensboro, NC 27409  
USA

1-800-422-8811

 ConvaTec Limited  
First Avenue, Deeside Industrial Park  
Deeside, Flintshire, CH5 2NU, UK

Imported by:  
DKSH Taiwan Ltd.  
10th Floor, No. 22, Lane 407,  
Tiding Blvd., Sec. 2,  
Neihu Technology Park, Taipei City 114,  
Taiwan, R.O.C

Sponsored in Australia by:

ConvaTec (Australia) Pty Ltd.

1800 339 412 Australia

0800 441 763 New Zealand

 UNOMEDICAL A/S

Aaholmvej 1-3, Osted  
4320 LEJRE DENMARK

輸入販売元  
**コンバテック ジャパン株式会社**

お客様相談窓口  
☎ 0120-532384

Australia	1800 339 412
België	02 3899742 or 0800-12011
Bosna	080020208
Canada	1-800-465-6302
Česká republika	800122111
Chile	800-210-113
Danmark	48 167474
Deutschland	0800-78 66 200
Eesti	8003030
Egypt	(2012) 3645495 / (2012) 5557478
España	93 6023700
France	0800 35 84 80
Hong Kong / 香港	852-25169182
Hrvatska	01/6121 624 / 0800 8000
Ireland	1 800 721721
Israel	+ 972 3 9256712
Italia	800 930 930
Kosovo	044/ 116 722
Latvija	8000 5 333
Lietuva	8-800-70001
Luxemburg	+32 2 3899742 or 0800-23157
Magyarország	0680 201 201 (code: 1212)
Malaysia	1-800-880-601
Nederland	0800-0224444 - stomazorgproducten 0800 -0224460 - woundzorgproducten
New Zealand	0800-441-763
Norge	80030995
Österreich	0800-216339
Polska	0800 120 093
Portugal	800 20 1678
România	+40 21 230 23 90
Singapore	65-62459838
Slovenija	080 15 45
Slovensko	0 800 122 111
South Africa	+27 (0)861 888 842
Suisse	0800-551110
Suomi	800179797
Sverige	08-704 72 50 Kundservice: 020-21 22 22
Thailand	66-2-2240060
Türkiye	0216 416 52 00
United Kingdom	0800 282 254 - Ostomy Care 0800 289 738 - Wound Therapeutics
中国	4006065576
台灣 / 台湾	0800212240
한국	82-2-34536333
日本	☎ 0120-532384
Россия	+7 800 200 80 99
Беларусь	+7 800 200 80 99
Україна	+7 800 200 80 99
Казахстан	+7 800 200 80 99
Македонија	02/ 3 248 426 / 02/ 3 248 458
Српска и Црна Гора	0800 101 102
България	0800 18 808

www.convatec.com

© 2022 ConvaTec Inc.

®/™ indicates a trademark of ConvaTec Inc.

Revised 2022-06

1001090V2



# Urodress®

## CONVEX

One-Piece Urostomy Pouch with Convex Skin Barrier

### Re-order Form

To obtain a further supply of these pouches the prescription should include the following details:

**Urodress Convex Urostomy Pouches**

**Number of boxes required**  
5 pouches to a box

**Size (as label on box end)** mm

**Product Code (as label on box end)** **S**

**Number**